



vtiger CRM – Zoho Meeting
version 1.0

Table of Contents

About	3
What is Zoho Meeting?	3
Requirements	3
Installation	3
Usage	4

About

This extension provides the ability to create zoho meeting for a Calendar Event.

What is Zoho Meeting?

“[Zoho Meeting](#) empowers you with remote assistance, online meeting, and web conferencing features to host instant meetings or web meetings for your audience.”

Requirements

1. vtiger CRM 5.0.4 installed with vtplib 2.1 (or above) (<http://forge.vtiger.com/projects/vtplib>)
2. **PHP CURL extension** should be enabled (*check your php.ini configuration file*)

Installation

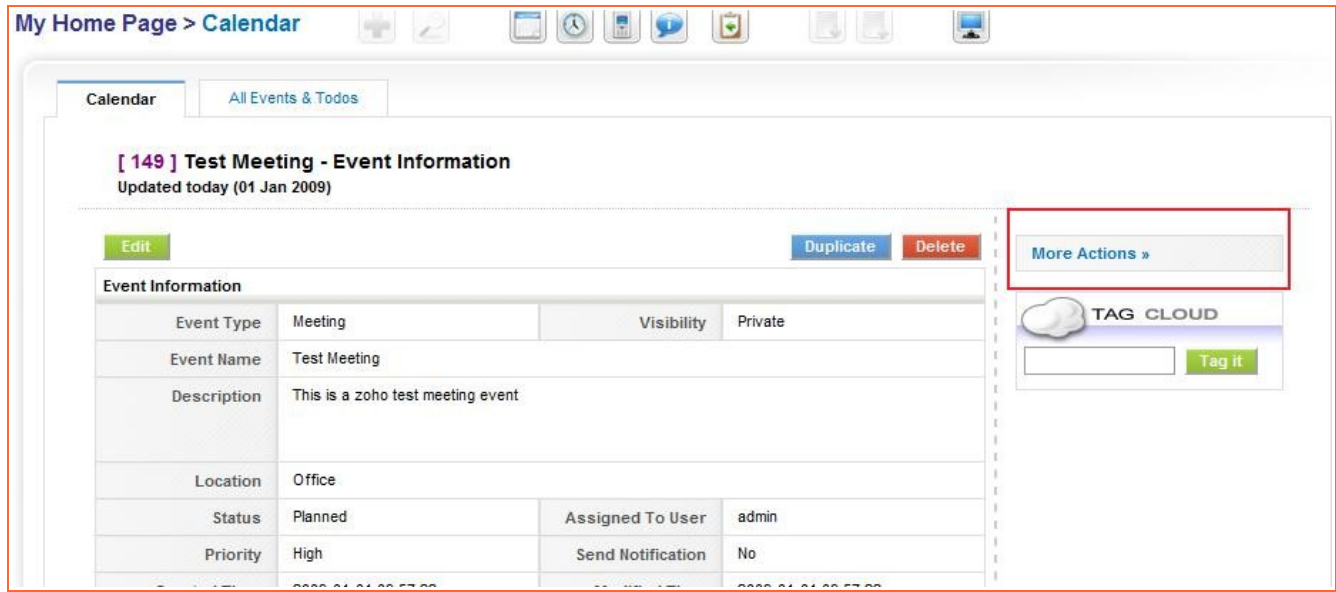
1. Unpack vtiger-zohomeeting-x.y.zip into vtiger CRM source (root) directory.
2. Execute the installation script (vtiger.zohomeeting.php) from the browser.
Example: <http://localhost:81/vtiger.zohomeeting.php>

Usage

The installation script will add a Custom Link (Create ZohoMeeting) to the Calendar module Detail View.

NOTE: Adding custom link to module feature is provided through API from vtlb 2.1 onwards. Please refer to vtlb documentation <http://forge.vtiger.com/projects/vtlb>

When you open the Calendar Activity DetailView you will see 'More Actions' link on the right panel

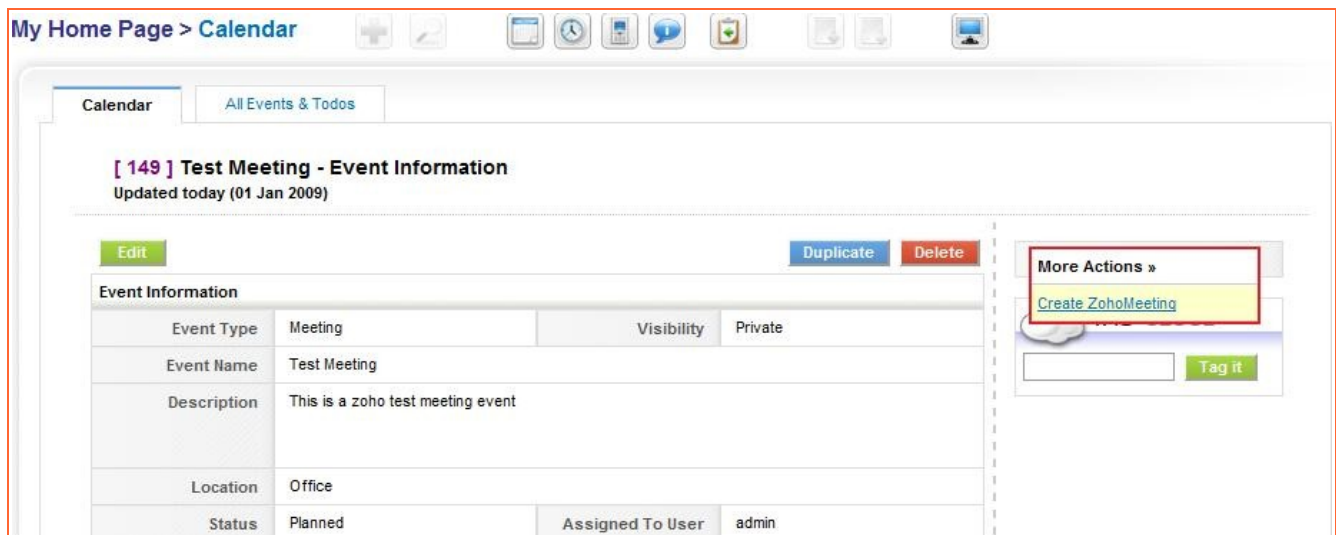


The screenshot shows the ZohoCalendar interface for a 'Test Meeting' event. The event details are as follows:

Event Information			
Event Type	Meeting	Visibility	Private
Event Name	Test Meeting		
Description	This is a zoho test meeting event		
Location	Office		
Status	Planned	Assigned To User	admin
Priority	High	Send Notification	No

On the right side, the 'More Actions' link is highlighted with a red box. Below it is a 'TAG CLOUD' section with a search input and a 'Tag it' button.

Under More Actions you will find Create ZohoMeeting, click on it will take you to meeting creation page.



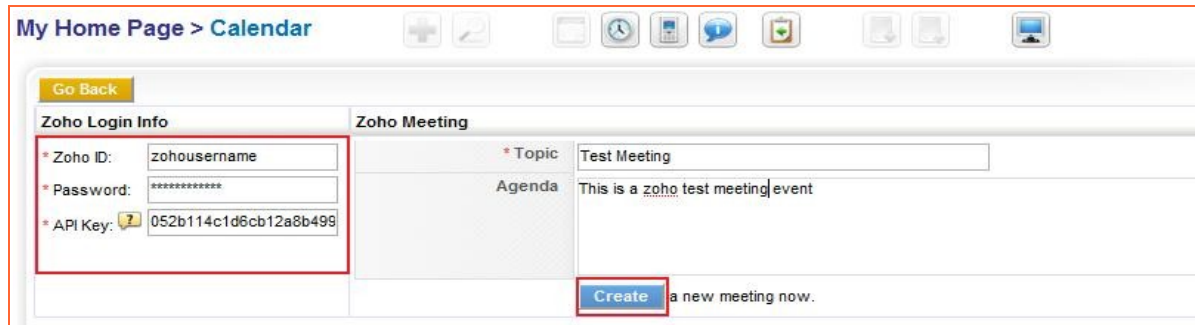
This screenshot is identical to the previous one, but the 'Create ZohoMeeting' link under the 'More Actions' dropdown is highlighted with a yellow box.

Enter the *Zoho Login Information*:

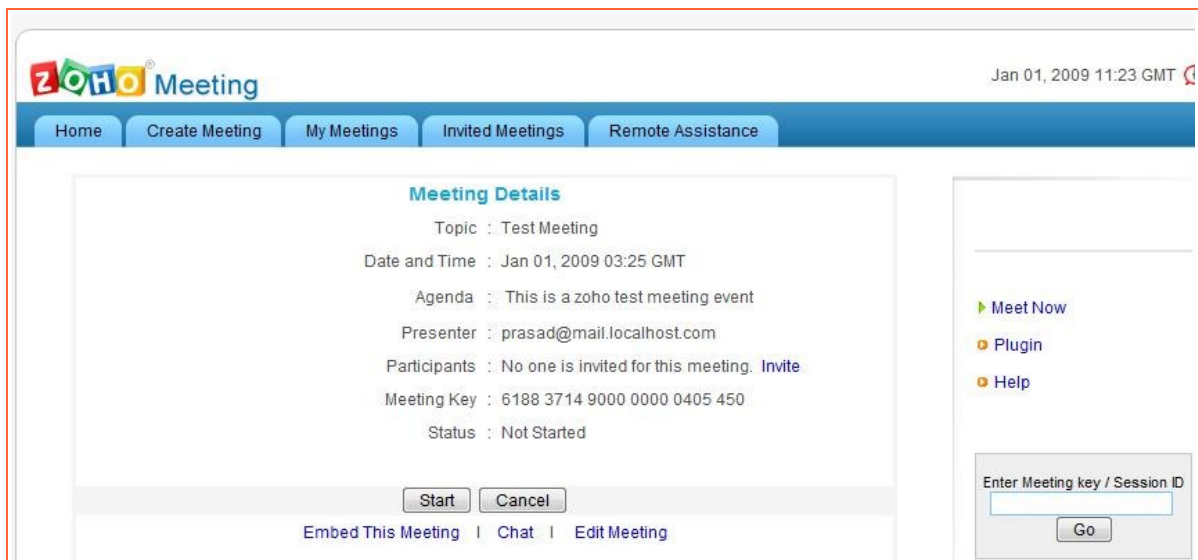
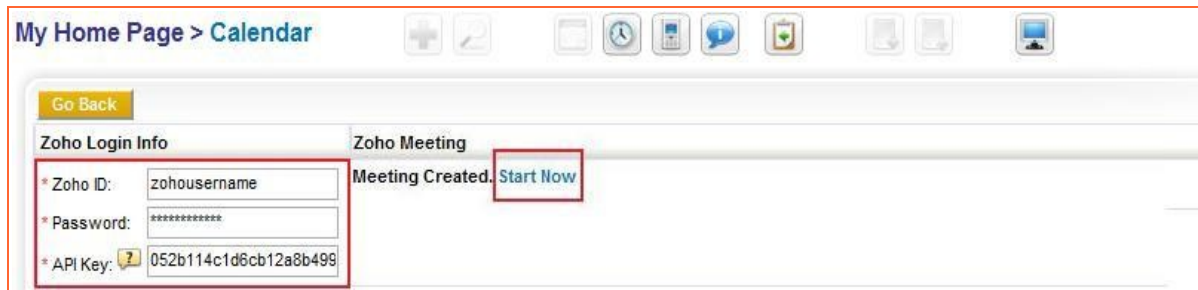
Zoho ID	Zoho service username or ID
Zoho Password	Zoho service password
API Key	API Key required to use Zoho service, you can get from here: http://writer.zoho.com/apikey.htm

NOTE: Zoho Login information will not be saved in your vtiger CRM.

Enter the *Meeting Information* and click **Create** button.



If the creation is successful, you can start the meeting using the Start now link



or visit <http://meeting.zoho.com> to configure and start the meeting.

